

## SHARE PRICE / NAV AT 31 JULY 2023

Share Price  
**\$0.84**

NAV per share  
**\$1.03**

Discount to  
NAV  
**(18.21%)**

Market cap  
**\$1,099.5m**

Debt to NAV  
**0.00%**

Dividend  
paid/declared<sup>4</sup>  
**13.1 cents**

Dividend yield  
on share price<sup>1</sup>  
**15.5%**

## JULY 2023 HIGHLIGHTS

### Overview

- **BioPharma Credit PLC** (the “Company”) is a closed-ended investment trust established to invest in debt secured by approved life science products. The Company’s objective is to generate long-term shareholder returns, predominantly in the form of sustainable income distributions from exposure to the life sciences industry. The Company targets an annual dividend of 7 cents per share and net total return on NAV of 8% to 9% per annum in the medium term.
- **Pharmakon Advisors, LP**, (the “Investment Manager”), seeks to build a diversified portfolio with downside protection, high visibility and stability of cash flows.

### NAV<sup>1</sup>

- The % total return for July 2023 was 1.39% (includes a starting NAV on 30 June 2023 of \$1.02), which takes the % total return to +6.55% over the 6-month period from January 2023 to July 2023, and +14.36% over the 12-month period from August 2022 to July 2023.<sup>2</sup>

### Portfolio Activity

- At 31 July 2023, the Company’s invested portfolio had an aggregate valuation of \$1,225 million across 13 debt investments and \$1 million in equities and warrants. The weighted average loan life is 4.0 years. Overall, the portfolio is 93% invested in senior secured loans and 7% in purchased payments. Of the \$1,135 million in senior secured loans, 98% is invested in floating rate loans and 2% is invested in fixed rate loans. The portfolio has no direct exposure to Russia or Ukraine.
- At 31 July 2023, the Company had \$120 million in cash and \$67 million available to draw through its JPM revolving credit facility.<sup>3</sup>
- On 10 July 2023, the Company funded Tranche B of the Reata investment for \$25 million.
- On 20 July 2023, the Company and BioPharma Credit Investments V (Master) LP entered into a ninth amendment and waiver with LumiraDx to among other matters, (i) extend the time that LumiraDx has to comply with certain minimum net sales and minimum liquidity covenants until 1 September 2023, (ii) provide LumiraDx additional funding in two tranches for up to \$31 million during the waiver period, (iii) commit LumiraDx to engage advisors to conduct a strategic review of the business and advise on available options, and (iv) provide the lenders with two board observer seats.
- On 28 July 2023, Biogen announced a definitive agreement pursuant to which Biogen will acquire Reata for an enterprise value of approximately \$7.3 billion. Biogen and Reata currently anticipate that the Transaction will close in the fourth quarter of 2023. If the Transaction were to close on 29 September 2023, the Company would be expected to receive approximately \$15.5 million in prepayment and make-whole fees.

## CUMULATIVE PERFORMANCE<sup>1</sup>

	1 month	3 months	6 months	12 months	Inception to Date <sup>5</sup>
Share price	(5.80%)	(10.59%)	(11.90%)	(11.34%)	(15.60%)
Total return <sup>2</sup>	1.39%	3.49%	6.55%	14.36%	54.57%

<sup>1</sup> Past performance is not indicative of future results.

<sup>2</sup> Total return percent is calculated by dividing the sum of (i) the Company’s change in NAV during the referenced period and (ii) the dividends payable during the referenced period, by the opening NAV as of such referenced period.

<sup>3</sup> The Company’s existing credit facility with JPMorgan matures on 22 June 2024.

<sup>4</sup> Dividends paid/declared for twelve-month period to 31 July 2023. Past performance is not indicative of future results.

<sup>5</sup> As set out in the IPO Prospectus, the Initial Expenses to be borne by the Company were capped at 2% of the Gross Issue Proceeds. The cumulative NAV performance since launch reflects the Company’s performance against the opening NAV per share of 98 cents on the date of IPO including dividends paid.

# BIOPHARMA

CREDIT PLC

## PORTFOLIO HIGHLIGHTS

Number of loans **13**

Weighted average investment life **4.0 years**

## NAV BREAKDOWN AT 31 JULY 2023

NAV **\$1,344.2m**

Amount drawn under debt facilities **\$0.0m**

Investment valuation **\$1,225.5m**

Cash **\$119.7m**

Current net liabilities **\$1.0m**

## FEEES

Management fee **1% of NAV per annum**

Performance fee **10% subject to conditions<sup>12</sup>**

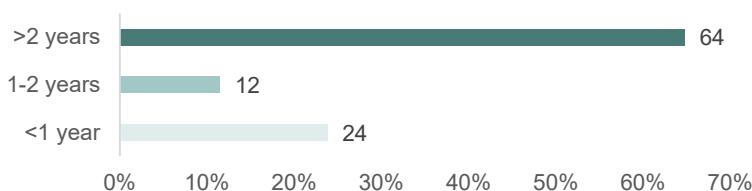
## UPCOMING DATES

Payment of ordinary dividend **15 September 2023**

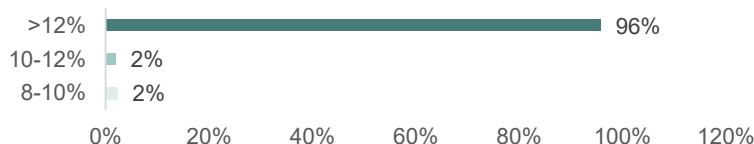
Investments	Investment Strategy	Valuation (\$m) <sup>6</sup>	Discount Rate <sup>7</sup>	% of total investments <sup>6</sup>
Collegium	Senior Loan	252.1	13.9%	20.6%
LumiraDx	Senior Loan	158	27.5%	12.9%
Insmed	Senior Loan	146.1	13.8%	11.9%
Coherus	Senior Loan	125	14.7%	10.2%
BioCryst	Senior Loan	121.5	13.0%	9.9%
BMS	Purchased Payments <sup>8</sup>	89.7	8.7%	7.3%
Reata	Senior Loan <sup>9</sup>	76.8	13.7%	6.3%
OptiNose	Senior Loan	71.5	15.3%	5.8%
UroGen	Senior Loan	50	14.7%	4.1%
Evolus	Senior Loan	50	14.9%	4.1%
ImmunoGen	Senior Loan	37.5	14.1%	3.1%
Immunocore	Senior Loan	25.5	10.3%	2.0%
Akebia	Senior Loan	21.5	11.8%	1.8%
Other	Warrants/Equities	0.3		0.0%

**Total Investments \$1,225.5 100.0%**

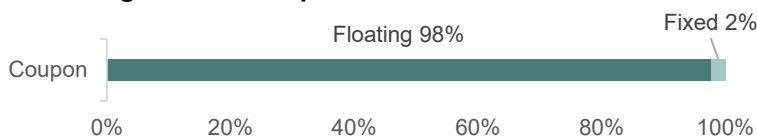
## Portfolio by remaining years<sup>10</sup>



## Loans by interest rates<sup>11</sup>



## Floating vs fixed coupons<sup>13</sup>



<sup>6</sup> As at 31 July 2023, consistent with the Company's previously disclosed fair value methodology.

<sup>7</sup> Discount rate as reflected in the reported fair value of remaining cash flows as of 30 June 2023, consistent with the Company's previously disclosed fair value methodology.

<sup>8</sup> BMS is related to a purchase agreement for a 50% interest in a stream of payments linked to tiered worldwide sales of Onglyza and Farxiga, diabetes agents marketed by AstraZeneca, and related products.

<sup>9</sup> Fair value increased based on the 28 July 2023 acquisition announcement.

<sup>10</sup> Remaining years are based on contractual maturities and includes scheduled amortisations as of 30 June 2023.

<sup>11</sup> Loan interest rates are calculated based on coupons for fixed loans and coupons plus the applicable effective 3-month SOFR rates as of Q3 2023 for floating loans.

<sup>12</sup> The performance fee is calculated as 10% of returns, subject to High Watermark and a 6% return hurdle with 50% catch up.

<sup>13</sup> Excludes the BMS Purchased Payments.

## COMPANY OVERVIEW

Listing date 27 March 2017

Year end 31 December

SEDOL USD BDGKMY2  
SEDOL GBP BP2NZ40

Bloomberg USD BPCR LN  
Bloomberg GBP BPCP LN

## SENIOR MANAGEMENT

Pedro Gonzalez de Cosio

Martin Friedman

Pablo Legorreta

## DIRECTORS

Harry Hyman (Chairman)

Colin Bond

Duncan Budge

Stephanie Léouzon

Rolf Soderstrom

Sapna Shah

## CONTACTS

### The Company

BioPharma Credit PLC

✉ [ir@bpcruk.com](mailto:ir@bpcruk.com)

🌐 [www.bpcruk.com](http://www.bpcruk.com)

### Buchanan

David Rydell/Mark Court/Jamie

Hooper/Henry Wilson

☎ +44 (0) 20 7466 5000

✉ [biopharmacredit@buchanan.uk.com](mailto:biopharmacredit@buchanan.uk.com)

### Investment Manager

Pharmakon Advisors, LP

Jeff Caprio

☎ +1 (212) 883 2263

## REGISTERED ADDRESS

BioPharma Credit PLC

c/o Link Group, Company Matters Ltd.

6th Floor

65 Gresham Street

London

EC2V 7NQ

## FOR PROFESSIONAL CLIENT USE ONLY

**THIS FACTSHEET IS NOT INTENDED TO OFFER OR TO PROMOTE THE OFFER OR TRANSFER OF THE SHARES (THE "SHARES") OF THE COMPANY IN THE UNITED STATES OR TO ANY "U.S. PERSONS" ("US PERSONS") AS DEFINED IN REGULATIONS UNDER THE US SECURITIES ACT OF 1933 (THE "SECURITIES ACT"). THIS FACTSHEET IS NOT FOR RELEASE, PUBLICATION OR DISTRIBUTION, DIRECTLY OR INDIRECTLY, IN WHOLE OR IN PART, TO US PERSONS OR INTO OR WITHIN THE UNITED STATES, AUSTRALIA, CANADA, SOUTH AFRICA, JAPAN OR ANY OTHER JURISDICTION, OR TO ANY OTHER PERSON, WHERE TO DO SO WOULD CONSTITUTE A VIOLATION OF APPLICABLE LAW OR REGULATION.**

No part of this factsheet may be reproduced in any manner without the written permission of the Company. The possession or distribution of this factsheet in certain jurisdictions may be restricted by law and persons into whose possession this factsheet comes should inform themselves about and observe any applicable restrictions. This factsheet does not constitute or form a part of any offer to sell, or any solicitation of any offer to purchase or otherwise acquire, securities in any jurisdiction. The securities described in this factsheet may not be eligible for sale in certain jurisdictions or suitable for all types of investors. The Company has not been and will not be registered under the US Investment Company Act of 1940 (the "Investment Company Act") and the Shares have not been and will not be registered under the Securities Act, or with any securities regulatory authority of any state or other jurisdiction of the United States, and may not be offered, sold, resold, pledged, transferred or delivered, directly or indirectly, into or within the United States or to, or for the account or benefit of, any US Persons, except pursuant to an exemption from, or in a transaction not subject to, the registration requirements of the Securities Act and in compliance with any applicable securities laws of any state or other jurisdiction of the United States and in a manner which would not require the Company to register under the Investment Company Act. There has been and will be no public offer of the Shares in the United States. Prospective investors are advised to seek expert legal, financial, tax and other professional advice before making any investment decision. This factsheet was prepared using the financial and other information available to the Company and the Investment Manager as at the date of this factsheet. This information is believed to be accurate but has not been audited, reviewed or verified by any third party. This factsheet may describe past performance, which may not be indicative of future results. This factsheet may include statements regarding investment strategies, individual securities and economic and market conditions; however, there can be no guarantee that such statements will prove to be correct. This factsheet may include expressions of opinions that are speculative in nature and should not be relied on as statements of fact. This factsheet may include forward-looking statements which are subject to known and unknown risks and uncertainties that may cause actual results and events to differ materially from those expressed in or implied by such forward-looking statements. In some cases, forward-looking statements can be identified by words like "will seek", "will target", "believe", "expect", "intend", or similar expressions. You should not place undue reliance on forward-looking statements. Each of the Company and the Investment Manager disclaim any obligation to update or alter any forward-looking statements, whether as a result of new information, future events or otherwise. Neither the Company nor the Investment Manager accepts any liability for actions taken on the basis of the information provided in this factsheet. The information provided in this factsheet should not be considered a recommendation to buy, sell or hold any security.