

SHARE PRICE / NAV AT 31 OCTOBER 2022

Share Price
\$0.96

NAV per share
\$1.00

Discount to
NAV
(3.67%)

Market cap
\$1,284.1m

Debt to NAV
0.00%

Dividend
paid/declared³
11.5 cents

Dividend yield
on share price
11.99%

OCTOBER 2022 HIGHLIGHTS

Overview

- **BioPharma Credit PLC** (“BPCR” or the “Company”) is a closed-ended investment trust established to invest in debt secured by approved life science products. The Company’s objective is to generate long-term shareholder returns, predominantly in the form of sustainable income distributions from exposure to the life sciences industry. BioPharma Credit targets an annual dividend of 7 cents per share and net total return on NAV of 8% to 9% per annum in the medium term.
- **Pharmakon Advisors**, the Investment Manager, seeks to build a diversified portfolio with downside protection, high visibility and stability of cash flows.

NAV

- The NAV % Total Return for the month was +3.55% (includes a starting NAV on 30 September 2022 of \$1.02 and a \$0.0625 dividend declared on 13 October 2022), which takes the NAV % Total Return to +8.40% over the past six months, and +12.54% over the past 12 months.

Portfolio Activity

- At 31 October 2022, the Company’s invested portfolio had an aggregate valuation of \$1,010 million across 9 debt investments. The average yield is 12.0%¹, with a weighted average loan life remaining of 3.5 years. Overall, the portfolio is 89% invested in senior secured loans and 11% in purchased payments. Of the \$895 million in senior secured loans, 75% is invested in floating rate loans and 25% is invested in fixed rate loans. The portfolio has no direct exposure to Russia or Ukraine.
- As of 31 October 2022, the Company has \$67 million available to draw through its JPM revolving credit facility.²
- Further to the announcements made during 2H22, the Company repurchased 45,486,543 shares representing 3.31% of its issued share capital as at 30 June 2022. The Company currently holds 45,546,237 of its ordinary shares in treasury.
- During October and November 2022, the Company saw two new investments, Insmed and Immunocore. Total capital deployed for this period was \$165 million.

CUMULATIVE PERFORMANCE

| | 1 month | 3 months | 6 months | 12 months | Inception to Date |
|------------------------------|---------|----------|----------|-----------|-------------------|
| Share price | 3.12% | 0.74% | (3.52%) | (1.64%) | (4.10%) |
| NAV performance ⁴ | 3.55% | 5.78% | 8.40% | 12.54% | 45.67% |

¹Weighted average portfolio yield represents Pharmakon’s estimate of gross IRR to maturity with respect to the investments in the current portfolio, assuming no early prepayments and that reference rates are current. This hypothetical performance has many inherent limitations and there is no representation that the investments will or are likely to achieve its projected IRR. The performance is subject to all of the risks for forward-looking statements referenced in the disclaimers on page 3 and will vary depending on the assumptions used

²The Company’s existing credit facility with JPMorgan matures on 22 June 2024.

³Dividends paid/declared for twelve-month period to 31 October 2022.

⁴As set out in the IPO Prospectus, the Initial Expenses to be borne by the Company were capped at 2% of the Gross Issue Proceeds. The cumulative NAV performance since launch reflects the Company’s performance against the opening NAV per share of 98 cents on the date of IPO including dividends paid.

PORTFOLIO HIGHLIGHTS

| | |
|----------------------------------|--------------------|
| Number of loans | 9 |
| Weighted average portfolio yield | 12.0% ¹ |
| Weighted average investment life | 3.5 years |

NAV BREAKDOWN AT 31 OCTOBER 2022

| | |
|------------------------------------|------------|
| NAV | \$1,332.9m |
| Amount drawn under debt facilities | \$0.0m |
| Investment valuation | \$1,013.3m |
| Cash | \$435.1m |
| Current net liabilities | \$115.5m |

FEEES

| | |
|-----------------|--|
| Management fee | 1% of NAV per annum |
| Performance fee | 10% subject to conditions ⁷ |

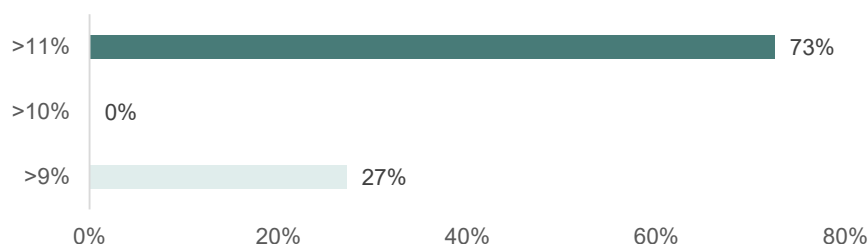
UPCOMING DATES

| | |
|--------------------------|------------|
| Annual results announced | March 2023 |
|--------------------------|------------|

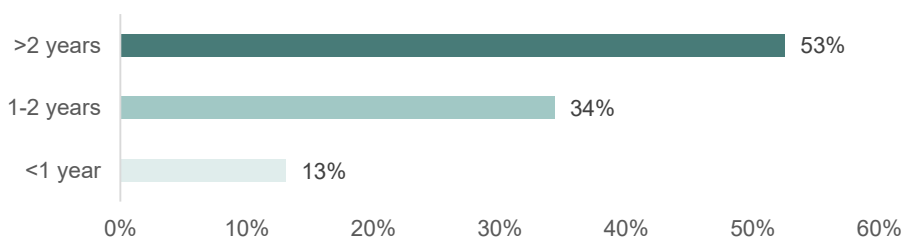
PORTFOLIO AS AT 31 OCTOBER 2022

| Investments | Investment Strategy | Valuation (\$m) | % of total investments |
|--------------------------|---------------------------------|------------------|------------------------|
| Collegium | Senior Loan | 300.0 | 29.6% |
| LumiraDx | Senior Loan | 150.0 | 14.8% |
| Insmed | Senior Loan | 140.0 | 13.8% |
| Coherus | Senior Loan | 125.0 | 12.3% |
| BMS | Purchased Payments ⁵ | 115.2 | 11.4% |
| OptiNose | Senior Loan | 71.5 | 7.1% |
| Evolus | Senior Loan | 37.5 | 3.7% |
| UroGen | Senior Loan | 37.5 | 3.7% |
| Akebia | Senior Loan | 33.5 | 3.3% |
| Other | Warrants/Equities | 3.1 | 0.3% |
| Total Investments | | \$1,013.3 | 100.0% |

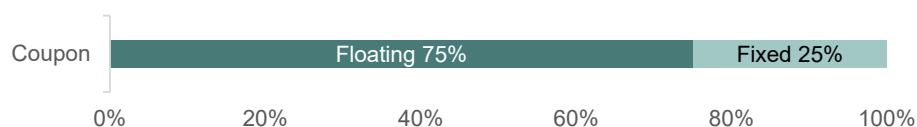
Portfolio by expected yield



Portfolio by remaining years⁶



Floating vs fixed coupons⁸



⁵BMS is related to a purchase agreement for a 50% interest in a stream of payments linked to tiered worldwide sales of Onglyza and Farxiga, diabetes agents marketed by AstraZeneca, and related products.

⁶Remaining years are based on contractual maturities and includes scheduled amortisations as of 31 October 2022.

⁷The performance fee is calculated as 10% of returns, subject to High Watermark and a 6% return hurdle with 50% catch up.

⁸Excludes the BMS Purchased Payments.

COMPANY OVERVIEW

Listing date 27 March 2017

Year end 31 December

SEDOL USD BDGKMY2
SEDOL GBP BP2NZ40

Bloomberg USD BPCR LN
Bloomberg GBP BPCP LN

SENIOR MANAGEMENT

Pedro Gonzalez de Cosio

Martin Friedman

Pablo Legorreta

DIRECTORS

Harry Hyman (Chairman)

Colin Bond

Duncan Budge

Stephanie Léouzon

Rolf Soderstrom

CONTACTS

The Company

BioPharma Credit PLC

✉ ir@bpcruk.com

🌐 www.bpcruk.com

Buchanan

David Rydell/Mark Court/Jamie

Hooper/Henry Wilson

☎ +44 (0) 20 7466 5000

✉ Biopharmacredit@buchanan.uk.com

Investment Manager

Pharmakon Advisors

Jeff Caprio

☎ +1 (212) 883 2263

FOR PROFESSIONAL CLIENT USE ONLY

THIS FACTSHEET IS NOT INTENDED TO OFFER OR TO PROMOTE THE OFFER OR TRANSFER OF THE SHARES (THE “SHARES”) OF BIOPHARMA CREDIT PLC (THE “COMPANY”) IN THE UNITED STATES OR TO ANY “U.S. PERSONS” (“US PERSONS”) AS DEFINED IN REGULATION S UNDER THE US SECURITIES ACT OF 1933 (THE “SECURITIES ACT”). THIS FACTSHEET IS NOT FOR RELEASE, PUBLICATION OR DISTRIBUTION, DIRECTLY OR INDIRECTLY, IN WHOLE OR IN PART, TO US PERSONS OR INTO OR WITHIN THE UNITED STATES, AUSTRALIA, CANADA, SOUTH AFRICA, JAPAN OR ANY OTHER JURISDICTION, OR TO ANY OTHER PERSON, WHERE TO DO SO WOULD CONSTITUTE A VIOLATION OF APPLICABLE LAW OR REGULATION.

No part of this factsheet may be reproduced in any manner without the written permission of the Company. The possession or distribution of this factsheet in certain jurisdictions may be restricted by law and persons into whose possession this factsheet comes should inform themselves about and observe any applicable restrictions. This factsheet does not constitute or form a part of any offer to sell, or any solicitation of any offer to purchase or otherwise acquire, securities in any jurisdiction. The securities described in this factsheet may not be eligible for sale in certain jurisdictions or suitable for all types of investors. The Company has not been and will not be registered under the US Investment Company Act of 1940 (the “Investment Company Act”) and the Shares have not been and will not be registered under the Securities Act, or with any securities regulatory authority of any state or other jurisdiction of the United States, and may not be offered, sold, resold, pledged, transferred or delivered, directly or indirectly, into or within the United States or to, or for the account or benefit of, any US Persons, except pursuant to an exemption from, or in a transaction not subject to, the registration requirements of the Securities Act and in compliance with any applicable securities laws of any state or other jurisdiction of the United States and in a manner which would not require the Company to register under the Investment Company Act. There has been and will be no public offer of the Shares in the United States. Prospective investors are advised to seek expert legal, financial, tax and other professional advice before making any investment decision. This factsheet was prepared using the financial and other information available to the Company and Pharmakon Advisors, LP as at the date of this factsheet. This information is believed to be accurate but has not been audited, reviewed or verified by any third party. This factsheet may describe past performance, which may not be indicative of future results. This factsheet may include statements regarding investment strategies, individual securities and economic and market conditions; however, there can be no guarantee that such statements will prove to be correct. This factsheet may include expressions of opinions that are speculative in nature and should not be relied on as statements of fact. This factsheet may include forward-looking statements which are subject to known and unknown risks and uncertainties that may cause actual results and events to differ materially from those expressed in or implied by such forward-looking statements. In some cases, forward-looking statements can be identified by words like “will seek”, “will target”, “believe”, “expect”, “intend”, or similar expressions. You should not place undue reliance on forward-looking statements. Each of the Company and Pharmakon Advisors, LP disclaim any obligation to update or alter any forward-looking statements, whether as a result of new information, future events or otherwise. Neither the Company nor Pharmakon Advisors, LP accepts any liability for actions taken on the basis of the information provided in this factsheet. The information provided in this factsheet should not be considered a recommendation to buy, sell or hold any security.