

SHARE PRICE / NAV AT 30 JUNE 2022

Share Price
\$0.94

NAV per share
\$1.01

Discount to
NAV
(6.67%)

Market cap
\$1,291.4m

Debt to NAV
10.0%

Dividend
paid/declared²
7.0 cents

Dividend yield
on share price
7.45%

JUNE 2022 HIGHLIGHTS

Overview

- **BioPharma Credit PLC** (“BPCR” or the “Company”) is a closed-ended investment trust established to invest in corporate and royalty debt secured by cash flows derived from sales of approved life science products. The Company’s objective is to generate long-term shareholder returns, predominantly in the form of sustainable income distributions from exposure to the life sciences industry. BioPharma Credit targets an annual dividend of 7 cents per share and net total return on NAV of 8% to 9% per annum in the medium term.
- **Pharmakon Advisors**, the Investment Manager, seeks to build a diversified portfolio with downside protection, high visibility and stability of cash flows.

NAV

- The NAV % Total Return for the month was +0.91% (includes a starting NAV on 31 May 2022 of \$1.00), which takes the NAV % Total Return to +6.76% over the past six months, and +9.69% over the past 12 months.

Portfolio Activity

- At 30 June 2022, the Company’s invested portfolio had an aggregate valuation of \$1,474 million across 11 debt investments. The average yield is 10.4%, with a weighted average loan life remaining of 3.8 years. Overall, the portfolio is 91% invested in senior secured loans and 9% in purchased payments. Of the \$1,364 million in senior secured loans, 58% is invested in floating rate loans and 42% is invested in fixed rate loans. The portfolio has no direct exposure to Russia or Ukraine.
- The Company is fully invested and has \$138 million drawn on its credit facility with a remaining \$162 million available under the accordion feature¹.
- Further to the announcements made from 1 July 2022 to 11 July 2022, the Company repurchased 1,496,317 shares representing 0.11% of its issued share capital as at 30 June 2022. The Company currently holds 1,556,011 of its ordinary shares in treasury.
- On 27 June 2022, Ipsen announced a definitive agreement pursuant to which Ipsen will acquire Epizyme. Upon closing, Epizyme would be required to repay its \$220 million senior secured loan and, dependent on timing, the Company expects \$3 million to \$7 million in prepayment and make-whole fees.
- On 20 July 2022, the Company announced it entered into a Second Amendment and Waiver with Akebia which amends and waives certain provisions of the Loan Agreement dated 11 November 2019. As a result of this amendment, Akebia made a \$12.5 million pre-payment, reducing the Company’s outstanding balance to \$37.5 million. The prepayment triggered a 2.0 per cent. prepayment fee on the \$12.5 million.

CUMULATIVE PERFORMANCE

	1 month	3 months	6 months	12 months	Inception to Date
Share price	(2.89%)	(8.29%)	(2.89%)	(2.69%)	(6.00%)
NAV performance ³	0.91%	4.11%	6.76%	9.69%	38.70%

¹The Company has an existing credit facility with JPMorgan Chase Bank. The terms of the agreement allow for a revolving credit facility of up to \$100 million and up to \$200 million in term loans. This agreement matures on 22 June 2024.

²Dividends paid/declared for twelve-month period to 30 June 2022.

³As set out in the IPO Prospectus, the Initial Expenses to be borne by the Company were capped at 2% of the Gross Issue Proceeds. The cumulative NAV performance since launch reflects the Company’s performance against the opening NAV per share of 98 cents on the date of IPO including dividends paid.

PORTFOLIO HIGHLIGHTS

Number of loans	11
Weighted average portfolio yield	10.4%
Weighted average investment life	3.8 years

NAV BREAKDOWN AT 30 JUNE 2022

NAV	\$1,383.8m
Amount drawn under debt facilities	\$138.0m
Investment valuation	\$1,477.7m
Cash	\$61.8m
Current net liabilities	\$17.7m

FEEES

Management fee	1% of NAV per annum
Performance fee	10% subject to conditions ⁵

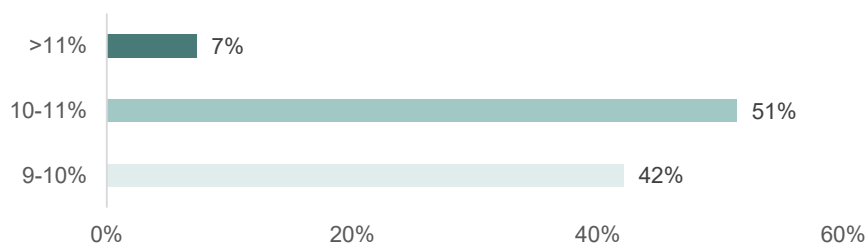
UPCOMING DATES

Interim dividend	August 2022
------------------	-------------

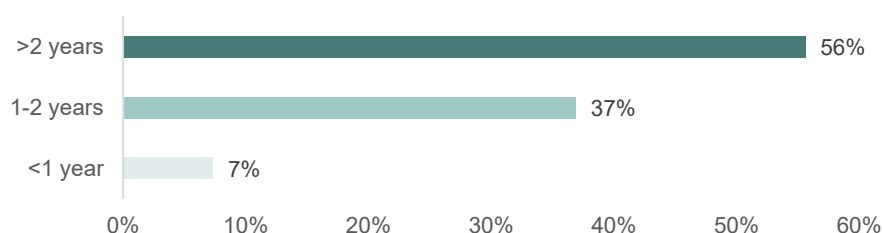
PORTFOLIO AS AT 30 JUNE 2022

Investments	Investment Strategy	Valuation (\$m)	% of total investments
Sarepta	Senior Loan	350.0	23.7%
Collegium	Senior Loan	312.5	21.1%
LumiraDx	Senior Loan	150.0	10.2%
GBT	Senior Loan	132.5	9.0%
BMS	Purchased Payments ⁴	122.9	8.3%
Epizyme	Senior Loan	110.0	7.4%
Coherus	Senior Loan	100.0	6.8%
OptiNose	Senior Loan	71.5	4.8%
Akebia	Senior Loan	50.0	3.4%
Evolus	Senior Loan	37.5	2.5%
UroGen	Senior Loan	37.5	2.5%
Other	Warrants/Equities	3.3	0.3%
Total Investments		\$1,477.7	100.0%

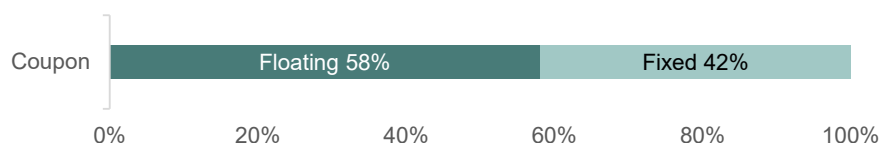
Portfolio by expected yield



Portfolio by remaining years⁶



Floating vs fixed coupons⁷



⁴BMS is related to a purchase agreement for a 50% interest in a stream of payments linked to tiered worldwide sales of Onglyza and Farxiga, diabetes agents marketed by AstraZeneca, and related products.

⁵The performance fee is calculated as 10% of returns, subject to High Watermark and a 6% return hurdle with 50% catch up.

⁶Remaining years are based on contractual maturities and includes scheduled amortisations as of 30 June 2022.

⁷Excludes the BMS Purchased Payments.

COMPANY OVERVIEW

Listing date	27 March 2017
Year end	31 December
SEDOL USD	BDGKMY2
SEDOL GBP	BP2NZ40
Bloomberg USD	BPCR LN
Bloomberg GBP	BPCP LN

SENIOR MANAGEMENT

Pedro Gonzalez de Cosio
Martin Friedman
Pablo Legorreta

DIRECTORS

Harry Hyman (Chairman)
Colin Bond
Duncan Budge
Stephanie Léouzon
Rolf Soderstrom

CONTACTS

The Company

BioPharma Credit PLC
✉ ir@bpcruk.com
🌐 www.bpcruk.com

Buchanan

David Rydell/Mark Court/Jamie Hooper/Henry Wilson
☎ +44 (0) 20 7466 5000
✉ Biopharmacredit@buchanan.uk.com

Investment Manager

Pharmakon Advisors
Jeff Caprio
☎ +1 (212) 883 2263

FOR PROFESSIONAL CLIENT USE ONLY

THIS FACTSHEET IS NOT INTENDED TO OFFER OR TO PROMOTE THE OFFER OR TRANSFER OF THE SHARES (THE “SHARES”) OF BIOPHARMA CREDIT PLC (THE “COMPANY”) IN THE UNITED STATES OR TO ANY “U.S. PERSONS” (“US PERSONS”) AS DEFINED IN REGULATION S UNDER THE US SECURITIES ACT OF 1933 (THE “SECURITIES ACT”). THIS FACTSHEET IS NOT FOR RELEASE, PUBLICATION OR DISTRIBUTION, DIRECTLY OR INDIRECTLY, IN WHOLE OR IN PART, TO US PERSONS OR INTO OR WITHIN THE UNITED STATES, AUSTRALIA, CANADA, SOUTH AFRICA, JAPAN OR ANY OTHER JURISDICTION, OR TO ANY OTHER PERSON, WHERE TO DO SO WOULD CONSTITUTE A VIOLATION OF APPLICABLE LAW OR REGULATION.

No part of this factsheet may be reproduced in any manner without the written permission of the Company. The possession or distribution of this factsheet in certain jurisdictions may be restricted by law and persons into whose possession this factsheet comes should inform themselves about and observe any applicable restrictions. This factsheet does not constitute or form a part of any offer to sell, or any solicitation of any offer to purchase or otherwise acquire, securities in any jurisdiction. The securities described in this factsheet may not be eligible for sale in certain jurisdictions or suitable for all types of investors. The Company has not been and will not be registered under the US Investment Company Act of 1940 (the “Investment Company Act”) and the Shares have not been and will not be registered under the Securities Act, or with any securities regulatory authority of any state or other jurisdiction of the United States, and may not be offered, sold, resold, pledged, transferred or delivered, directly or indirectly, into or within the United States or to, or for the account or benefit of, any US Persons, except pursuant to an exemption from, or in a transaction not subject to, the registration requirements of the Securities Act and in compliance with any applicable securities laws of any state or other jurisdiction of the United States and in a manner which would not require the Company to register under the Investment Company Act. There has been and will be no public offer of the Shares in the United States. Prospective investors are advised to seek expert legal, financial, tax and other professional advice before making any investment decision. This factsheet was prepared using the financial and other information available to the Company and Pharmakon Advisors LP as at the date of this factsheet. This information is believed to be accurate but has not been audited, reviewed or verified by any third party. This factsheet may describe past performance, which may not be indicative of future results. This factsheet may include statements regarding investment strategies, individual securities and economic and market conditions; however, there can be no guarantee that such statements will prove to be correct. This factsheet may include expressions of opinions that are speculative in nature and should not be relied on as statements of fact. This factsheet may include forward-looking statements which are subject to known and unknown risks and uncertainties that may cause actual results and events to differ materially from those expressed in or implied by such forward-looking statements. In some cases, forward-looking statements can be identified by words like “will seek”, “will target”, “believe”, “expect”, “intend”, or similar expressions. You should not place undue reliance on forward-looking statements. Each of the Company and Pharmakon Advisors LP disclaim any obligation to update or alter any forward-looking statements, whether as a result of new information, future events or otherwise. Neither the Company nor Pharmakon Advisors LP accepts any liability for actions taken on the basis of the information provided in this factsheet. The information provided in this factsheet should not be considered a recommendation to buy, sell or hold any security.